

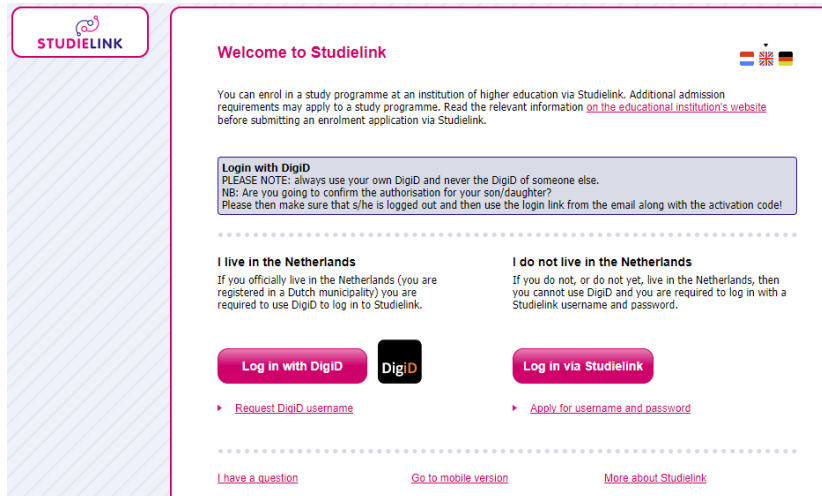
Title : Unenroll Studielink Ver 1

Creator : Templank

Date : Aug 31, 2017

Type: Initial Version

## 1. Login ke Studielink: [www.studielink.nl](http://www.studielink.nl)




**Welcome to Studielink**

You can enrol in a study programme at an institution of higher education via Studielink. Additional admission requirements may apply to a study programme. Read the relevant information [on the educational institution's website](#) before submitting an enrolment application via Studielink.

**Login with DigiD**  
PLEASE NOTE: always use your own DigiD and never the DigiD of someone else.  
NB: Are you going to confirm the authorisation for your son/daughter?  
Please then make sure that s/he is logged out and then use the login link from the email along with the activation code!

**I live in the Netherlands**  
If you officially live in the Netherlands (you are registered in a Dutch municipality) you are required to use DigiD to log in to Studielink.

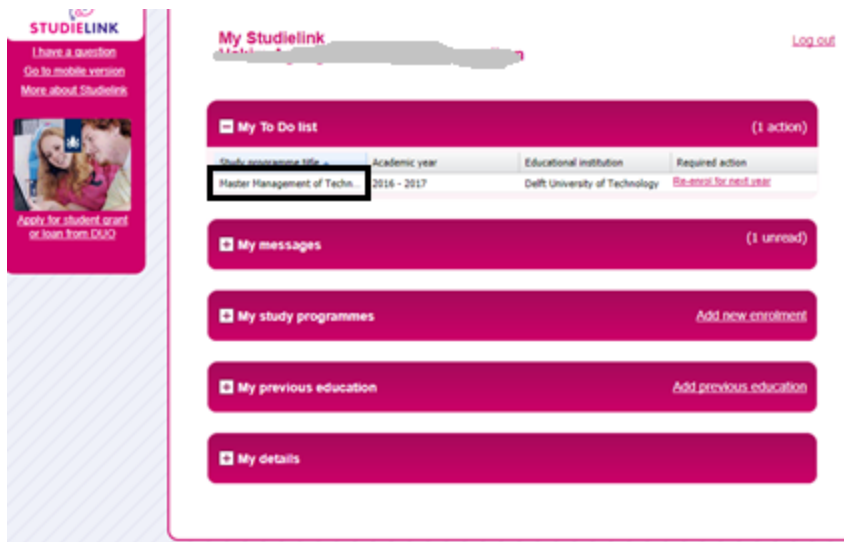
**I do not live in the Netherlands**  
If you do not, or do not yet, live in the Netherlands, then you cannot use DigiD and you are required to log in with a Studielink username and password.

[Log in with DigiD](#)  [Log in via Studielink](#)

[Request DigiD username](#) [Apply for username and password](#)

[I have a question](#) [Go to mobile version](#) [More about Studielink](#)

## 2. Click link jurusan yang ada di 'My Study Programmes'



**My Studielink** [Log out](#)

**My To Do list** (1 action)

Study programme title	Academic year	Educational institution	Required action
Master Management of Techn	2016 - 2017	Delft University of Technology	<a href="#">Re-enrol for next year</a>

**My messages** (1 unread)

**My study programmes** [Add new enrolment](#)

**My previous education** [Add previous education](#)

**My details**

3. Click 'I do not wish to re-enrol'

**STUDIELINK**  
I have a question  
Go to mobile version  
More about Studielink

Go to "My Studielink" page

..., Delft University of Technology, Academic year 2016-2017

**Status of enrolment or enrolment application**

Status of enrolment or enrolment application      Progress indicators  
Study programme commenced

Enrolled

I do not wish to re-enrol

**My To Do list** (1 action)

Study programme title	Academic year	Educational institution	Required action
...	2016 - 2017	Delft University of Technology	Re-enrol for next year

4. Pilih 'No, I do not wish to re-enrol', terus click 'Confirm'

Study programme name (national): ...

Educational institution: Delft University of Technology

Place of residence: DELFT

Study programme name (institution): Master Management of Technology

Enrolment format: Student

Study starts from month: september 2017

Study programme format: full-time

**Re-enrolment choice**

If you enrol, you do so for no more than one academic year. As specified by law, an academic year begins on 1 September and ends on 31 August. You are always responsible for reporting whether you have re-enrolled.

Re-enrolment  
 Yes, I want to re-enrol  
 No, I do not wish to re-enrol

Re-enrol      Confirm


I confirm I do not want to re-enrol for this study programme. This is not a request for terminating enrolment, and so reimbursement of the tuition fees is not made. Confirm this form if you no longer wish to receive information about re-enrolment in this study programme

Cancel      Confirm

5. Click 'Go to "My Studielink" Page' (\*Boleh juga click 'Print Form'. Tapi setelah click 'Print Form', gw ga menemukan form apapun)

**STUDIELINK**

I have a question  
[Go to mobile version](#)  
[More about Studielink](#)



Apply for student card  
or loan from DUO

### Re-enrolment application

Your details have been sent. You will receive no further information about re-enrolment.

[Go to "My Studielink" page](#)   [Print form](#)

---

**Study programme details**

Academic year:	01-09-2017 / 31-08-2018
Study programme name (national):	████████████████████
Educational institution:	Delft University of Technology
Place of residence:	DELFT
Study programme name (institution):	Master Management of Technology
Enrolment format:	Student
Study starts from month:	september 2017
Study programme format:	full-time

---

**Re-enrolment choice**


If you enrol, you do so for no more than one academic year. As specified by law, an academic year begins on 1 September and ends on 31 August. You are always responsible for reporting whether you have re-enrolled.

\* Re-enrolment  Yes, I want to re-enrol  
 No, I do not wish to re-enrol

6. Lihat status enrollment.

**STUDIELINK**

I have a question  
[Go to mobile version](#)  
[More about Studielink](#)



Apply for student card  
or loan from DUO

### Details of the enrolment or enrolment application

[Go to "My Studielink" page](#)

████████████████████, Delft University of Technology, Academic year 2016-2017

**Status of enrolment or enrolment application**

<b>Status of enrolment or enrolment application</b>	<b>Progress indicators</b>
	<p><span style="color: green;">✔</span> Study programme commenced</p> <p><span style="color: orange;">⚠</span> Enrolment ends on 31-08-2017</p>

**Enrolled**

Re-enrolment application

**My To Do list** (0 actions)

You do not have to take any action via Studielink at this point in time. You should log in regularly to check the status of your enrolment via 'My study programmes' and immediately carry out the instructions that you receive by email.

**Study programme details**

Study	Enrolment for the period	Study programme format
-------	--------------------------	------------------------